

CELLERANT
BEST OF CLASS
HYGIENE AWARD

2021

color method

BY ZIRC DENTAL PRODUCTS, INC.

THE KEY TO ORGANIZATION



YOU MAY BE ORGANIZED, BUT ARE YOU EFFICIENT?

It's crucial to be organized properly to optimize workflow that yields efficiencies.

You'll be amazed by how much time you'll save and the increased revenue you'll earn by implementing Color Method into your practice!



When I met with my accountant, he noted that our office spends less on supplies than almost all of his other clients – 10-20% savings would be a conservative estimate.



DR. DEREK ABRAMOWSKI
DDS MONTICELLO, MN

Scan the QR code to hear more about Dr. Derek Abramowski's experience with Zirc's Color Method

The Zirc organization and storage systems have blown me away. My days have become more efficient since everything I need for any given procedure is now at my fingertips. I no longer need to search through all the drawers to find anything, and the practice is neat and organized making everyone's day easy and pleasurable.

MERCY GUERRERO
CDA WALL STREET DENTISTRY, AL

At Pure Health we use the color-coded B-Lok instrument trays and procedure tubs by Zirc to organize our clinical chairside set-up's. Zirc's Color Method system has improved our time management and increased our efficiency with organization. The array of color looks way more professional in front of the patients and especially our providers. The B-Lok Tray System also helps with infection control and allows our providers to have all of the necessary instruments and adjuncts at their fingertips! When interviewing and hiring providers (hygienists and dentists), I show them this color-coding process and their eyes literally light up! This impresses them more than the technology we offer.

AZIZA ABED
V.P. OF ENTERPRISE TRANSFORMATION
GREAT EXPRESSIONS

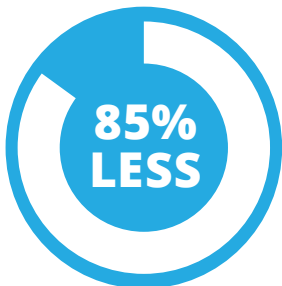
CASE STUDY

BY SOUTHSIDE DENTAL CENTER



Located in Monticello, Minnesota, Southside Dental Center is owned by Derek Abramowski, DDS. On his team, he has two assistants, two hygienists, and an office manager. The Southside team was interested in implementing a new system that would help them stay organized, efficient, and on schedule. They decided to go for Zirc's Color Method & organize the entire practice by color.

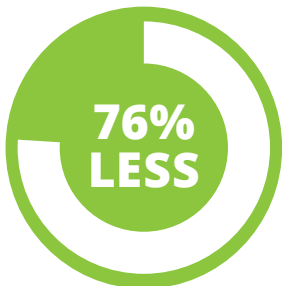
CHECK OUT THESE RESULTS:



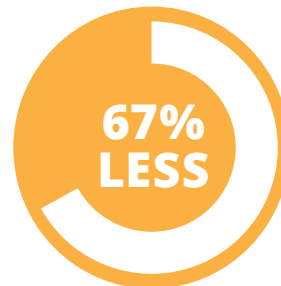
Instances chairside was left during a procedure



Time spent sorting, pouching, & loading autoclave



Instances treatment rooms needed to be restocked



Time spent restocking treatment rooms

WITH THE COLOR METHOD, SOUTHSIDE DENTAL CENTER TEAM:

- Stays on-schedule
- Is OSHA compliant
- Spends less time doing setups
- No longer has to dig through drawers
- Orders inventory & restocks quicker
- Has more time for patient education
- Easily changes procedures on the fly
- Streamlined their sterilization processes
- Feel less worried about accidental sticks
- Saves money on inventory

SO, WHAT IS COLOR METHOD?

Zirc's Color Method creates a streamlined, stress-free day-to-day routine – from set up to sterilization. Increase your practice's overall productivity – by making your dental team *happier, safer,* and *more efficient!*

EFFICIENCY

Zirc's color-code products are designed for the highest level of organization and efficiency for the dental practitioner.

PRODUCTIVITY

Spend less time searching for instruments and materials, and more time focused on patients and procedures.

VALUE

Zirc's color-code system utilizes high quality, durable resin products at an affordable price.

SIMPLICITY

Let us show you how easy it is!



GET
COLORFUL

INSTRUMENT
MANAGEMENT



MATERIAL
MANAGEMENT

CENTRAL
STERILIZATION

TREATMENT
ROOM

STEP
1 GET COLORFUL

Let's get started! Each procedure should be assigned a color. Color is what will transform your office into being organized, efficient and stress free!



HERE'S AN EXAMPLE:

Remember, this is only the tip of the iceberg of what you can do. Make it as vast or as simple as you want with however many procedures. The possibilities are endless!

- **J | TEAL**
EXAM/BASIC SETUP
- **T | MIDNIGHT BLUE**
COMPOSITE
- **O | NEON YELLOW**
CROWN & BRIDGE
- **S | NEON PINK**
ROOT CANAL

CHOOSE FROM 16 COLOR OPTIONS!

CLASSIC	JEWEL	VIBRANT
A WHITE	E PLUM	N N. BLUE
B BLUE	J TEAL	O YELLOW
D GREEN	M RED	P N. GREEN
G BEIGE	T M. BLUE	Q N. ORANGE
I GRAY	U COPPER	R N. PURPLE
		S N. PINK

Zirc TIP

Create your own color chart online at www.zirc.com

and post in a central location.

View our full product line at www.zirc.com

STEP

2

INSTRUMENT MANAGEMENT

Next, set up your procedures in advance. The best way to manage your instruments is by utilizing Zirc's trays, cassettes, and bur/endo holders, making it easy to identify which instruments will be needed at chairside. This eliminates wasted time searching for missing items – making you more efficient!

WHY USE CASSETTES?

EFFICIENCY

Keep instrument setups together through sterilization and procedure processes.

PATIENT PERCEPTION

A colorful, organized chairside is pleasing to the eye, making the patient less anxious.

COST SAVINGS

Protect your instruments from extensive damage and prolong their life.

PROTECTION

Prevent your team from a potential exposure by minimizing the handling of contaminated instruments.

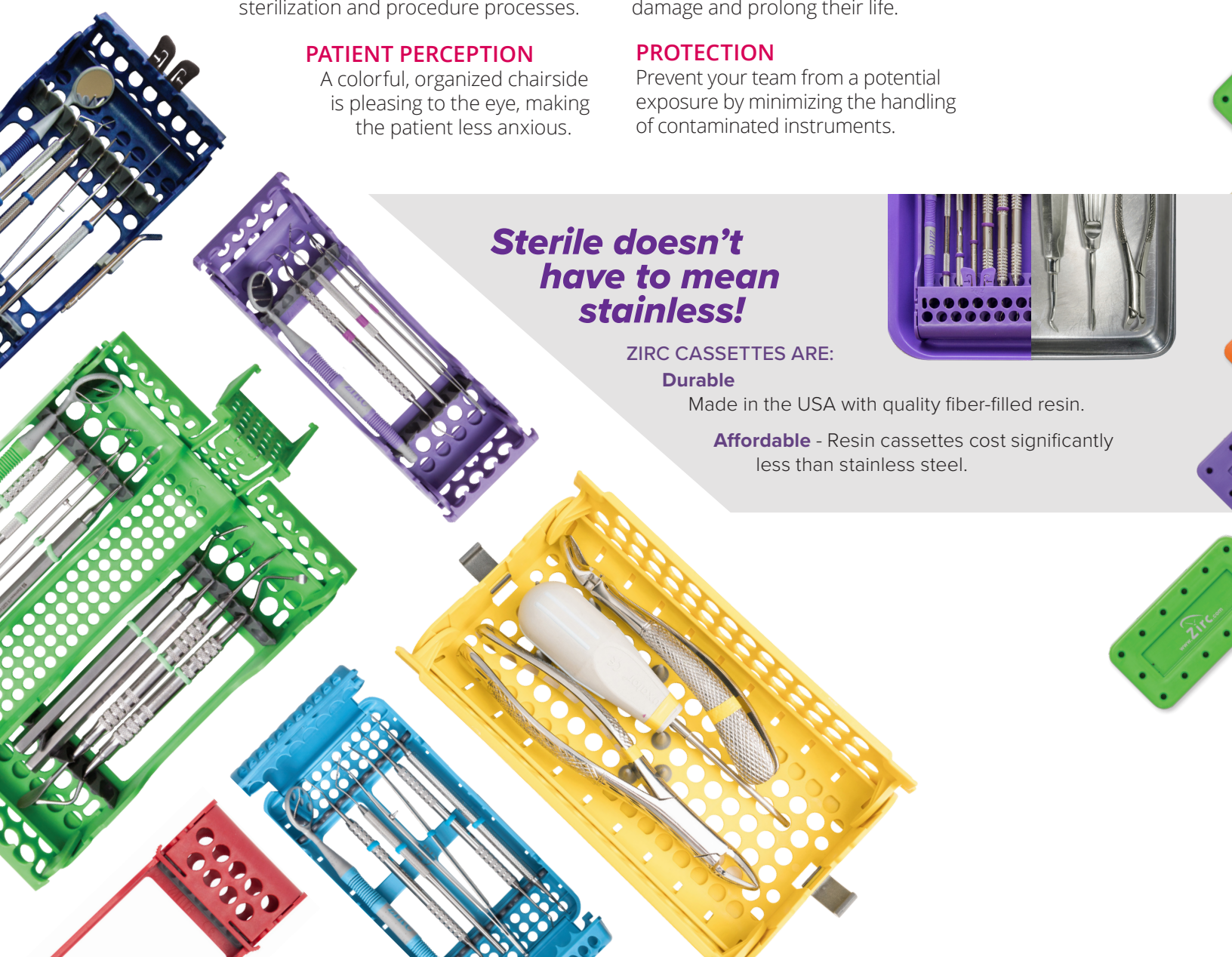

Sterile doesn't have to mean stainless!

ZIRC CASSETTES ARE:

Durable

Made in the USA with quality fiber-filled resin.

Affordable - Resin cassettes cost significantly less than stainless steel.



TRAYS & SAFE-LOK® COVERS

Match the color of your tray to the cassette and bur/endo holder you are using for each procedure.

Keep your practice in OSHA/CDC compliance by using Zirc's B-Lok trays and Safe-Lok® covers.

The Safe-Lok® clear tray cover allows you to see everything at a glance and keeps instruments sterile and secure during transportation.



There's so much more to see!

including bur blocks, endo holders, instrument mats and more!

View our full product line at www.zirc.com

Zirc TIP

Take your organization one step further with identification. Apply **E-Z ID Rings and/or Tape** on instruments in your cassettes.



PROCEDURE ORANGE

To show order of use, place rings in a diagonal pattern.

PRACTITIONER BLUE

For multiple doctors or hygienists, add an extra color to identify between practitioners.





STEP

3

MATERIAL MANAGEMENT

Create a more efficient inventory management system by utilizing color-code Procedure Tub. Now, all your procedure-specific materials can now be stored outside of the operator!

Organize your procedure-specific materials in a tub that matches the color chosen for that procedure.

Create at least 1 tub per procedure.

Lock with Zirc's Safe-Lok® Tub Cover.

◀ Get a quick start with Zirc's Complete Tub Kit
... or select from Zirc's variety of tub accessories to customize your own!

Need help determining what you need?

Contact our Efficiency Consultants to get started!



763.682.6636



colormethod.com

**Zirc
TIP**

Save time with tubs!

Restock all tubs simultaneously **at least once a week** to ensure efficiency.

Tubs help eliminate overstocking and lost/expired materials.





Mix and match with Zirc's tub accessories to customize each of your tubs!

A FULLY ORGANIZED PROCEDURE TUB BECOMES YOUR PORTABLE DRAWER!



Crown & Bridge Tub



Composite Tub



Endodontics Tub



Hygiene Tub



Oral Surgery Tub



Removable Prosthodontics Tub

STEP


4

CENTRAL STERILIZATION

A centrally located sterilization center is the ideal place to store your procedure tray and tub setups along with excess procedure specific materials. It allows for easy access, optimal organization, and efficient restocking of materials.



UNUSED INSTRUMENT SETUP



Zirc
TIP



Store procedure setups using Zirc's **Multi-Mod Racks** on your countertops or in cabinets. All trays and tubs for same procedure should be stored **grouped together**.

STEP

5

TREATMENT ROOM

With your setups stored in central sterilization, the treatment room remains uncluttered, providing a stress-free environment for employees and patients. You can store your non-procedure specific materials in treatment room cabinetry, such as gauze, cotton rolls, masks, etc. keeping your counter tops clean and organized.



AND THE RESULTS?

The ultimate workflow management system! Cohesive clinical processes that reduce the clinician's stress, boost their confidence, and increase their efficiency.

Welcome to Zirc's Color Method.

READY TO JUMP IN? WE CAN HELP!



PLAN

1

FREE GUIDANCE

Learn how Color Method will change the way you work! In this plan, you will receive a free one-on-one discussion with a Clinical Efficiency Consultant. Let's discuss your goals and challenges and get your questions answered!

- Discuss Your Goals & Challenges
- Understand The Cost Of Disorganization
- Learn About Additional Organizational Resources
- Receive Simple Tips & Inspiration
 - Actionable tips you can use to help you thrive now and into the future



PLAN

2

VISIT [ZIRC.COM](https://www.zirc.com) FOR PRICING

DEEPER ASSESSMENT

We'll dive deeper into your clinical processes and send you a sample kit so you can experience the products for yourself. We'll also draw up a customized Color Method proposal including all the Zirc products you need and photos of how to organize your materials. Here's what's included:

- A Product Sample Kit
 - Inside is over 25 of Zirc's organizational products for you to explore
- A High-Level Assessment
 - Our consultants will evaluate your clinical processes
- Final Assessment & Proposal Outlining
 - Your custom Color Method proposal
 - Recommendations for improvement
 - Current blindspots

RECEIVE DISCOUNT
OFF YOUR INITIAL ORDER



PLAN

3

CONTACT US FOR PRICING

THE ULTIMATE RESET

Reset is a one-day workshop in your practice. Our Clinical Efficiency Consultants work side-by-side with your team to restructure your instruments and materials. We'll personally introduce you to the award-winning Color Method!

- All Plan 2 Services
- One Full In-Office Day With 2 Zirc Clinical Efficiency Consultants
- Identifying Areas To Improve
 - Includes areas of improvement in OSHA compliance
- Continued Guidance
- Help In Transforming Your Space & Providing Solutions Your Team Can Maintain
 - A custom "Playbook" that outlines new protocols to follow
 - Makes future onboarding of new team members easy!

DISCOUNTS ON ALL ZIRC
ORDERS FOR 1 YEAR



COLORMETHOD.COM | 763.682.6636

PROUDLY MADE IN THE USA

20Z339 REV A 1122